

















































2024 Yamaha WSB South Australian Off Road Championship - Round 6

| Pos. | Num. | Rider | | Heats | Tot | TIME | H1 | H2 | H3 | H4 | H5 | H6 | H7 | H8 | H9 | H10 | Tr1 | Adj |
|---|------|------------------|---|-------|------------|-------|-------|-------|-------|-------|-------|-------|-------|-------|-------|-------|-----|-----|
| J1 9 to 11yrs – (85cc 2 stroke) & (up to 150cc 4 stroke) | | | | | | | | | | | | | | | | | | |
| 1. | 124 | Ollie PAECH |  | 10 | 01:04:3.5 | 377.7 | 371.3 | 376.9 | 371.1 | 381.8 | 381.9 | 386.5 | 416.6 | 393.4 | 385.9 | - | | |
| 2. | 777A | Ryder LAMBING |  | 10 | 01:05:52.0 | 395.7 | 401.4 | 396.6 | 389.5 | 397.4 | 392.4 | 398.4 | 389.7 | 392.8 | 397.5 | - | | |
| 3. | 60A | Hudson WILSON |  | 10 | 01:06:54.9 | 403.5 | 405.5 | 402.3 | 397.2 | 402.3 | 402.8 | 402.6 | 400.1 | 400.3 | 397.9 | - | | |
| 4. | 71 | Austin SCHULZ |  | 10 | 01:10:11.5 | 435.2 | 419.1 | 421.2 | 411.0 | 410.2 | 420.6 | 429.6 | 421.5 | 421.9 | 420.9 | - | | |
| 5. | 324 | Jack ROSENZWEIG |  | 10 | 01:12:4.4 | 422.6 | 431.3 | 426.9 | 423.9 | 442.9 | 433.1 | 435.4 | 438.1 | 431.5 | 438.2 | - | | |
| 6. | 411 | Connor JOHNSON |  | 10 | 01:13:46.5 | 423.1 | 421.0 | 423.2 | 429.1 | 492.2 | 464.5 | 440.7 | 440.8 | 445.1 | 446.3 | - | | |
| 7. | 14 | Ambrose FRASER |  | 10 | 01:20:45.8 | 474.7 | 460.8 | 461.0 | 477.0 | 492.5 | 493.3 | 499.6 | 497.8 | 499.1 | 489.5 | - | | |
| 8. | 810 | Riley BOYLE |  | 10 | 01:27:18.6 | 529.1 | 515.5 | 511.3 | 505.3 | 503.6 | 519.8 | 519.8 | 531.2 | 554.1 | 548.5 | - | | |
| JJ 8 to 11yrs – (65cc 2 stroke) | | | | | | | | | | | | | | | | | | |
| 1. | 605 | Cooper MCCULLY |  | 10 | 01:13:37.1 | 443.1 | 434.3 | 426.5 | 432.4 | 464.7 | 457.8 | 441.6 | 443.8 | 441.8 | 430.7 | - | | |
| 2. | 818 | Koben CORBELL |  | 10 | 01:15:43.9 | 476.1 | 443.5 | 438.1 | 462.9 | 453.9 | 450.5 | 449.5 | 451.4 | 498.0 | 469.5 | -50.0 | | |
| 3. | 88 | Rhys THOMPSON |  | 10 | 01:17:10.3 | 477.0 | 451.9 | 452.7 | 457.1 | 466.9 | 457.4 | 469.0 | 470.3 | 470.9 | 456.7 | - | | |
| 4. | 157 | Reid HAYDON |  | 10 | 01:19:21.1 | 487.7 | 467.5 | 465.7 | 492.1 | 473.3 | 480.7 | 487.6 | 467.8 | 479.8 | 458.5 | - | | |
| 5. | 282 | Max DONALD |  | 10 | 01:19:39.4 | 455.2 | 462.5 | 454.2 | 476.7 | 446.2 | 472.7 | 491.6 | 490.4 | 505.8 | 523.8 | - | | |
| 6. | 417 | William MICHALAK |  | 10 | 01:20:14.9 | 469.9 | 471.2 | 469.2 | 466.7 | 493.4 | 491.3 | 488.5 | 481.5 | 493.4 | 489.3 | - | | |
| 7. | 518 | Daniel HILL |  | 10 | 01:21:49.8 | 526.3 | 509.9 | 492.1 | 490.0 | 485.9 | 487.6 | 481.8 | 474.7 | 486.3 | 474.9 | - | | |
| 8. | 52A | Asha WILSON |  | 10 | 01:34:51.3 | 582.1 | 563.8 | 546.9 | 557.2 | 569.1 | 578.9 | 571.5 | 568.8 | 578.0 | 574.7 | - | | |
| 9. | 31 | Jaxon FRASER |  | 10 | 01:58:13.6 | 851.2 | 608.2 | 594.5 | 743.8 | 628.3 | 657.3 | 797.7 | 753.0 | 675.8 | 783.2 | - | | |
























2024 Yamaha WSB South Australian Off Road Championship - Round 6

| Pos. | Num. | Rider | Heats | TotTIME | H1 | H2 | H3 | H4 | H5 | H6 | H7 | H8 | H9 | H10 | Tr1Adj | |
|--|------|------------------|---|---------|------------|-------|-------|-------|-------|-------|-------|-------|-------|-------|--------|---|
| Race 2 Juniors (J2,J3,J4,JG) | | | | | | | | | | | | | | | | |
| J2 12 to 15yrs – (85cc 2 Stroke) & (up to 150cc 4 Stroke) | | | | | | | | | | | | | | | | |
| 1. | 138A | Levi ROSSI |  | 10 | 00:59:35.5 | 359.6 | 352.2 | 357.8 | 348.5 | 349.8 | 363.5 | 354.9 | 369.8 | 356.8 | 362.6 | - |
| 2. | 176 | Logan STEPHENS |  | 10 | 00:59:59.8 | 352.9 | 362.7 | 354.2 | 348.5 | 350.8 | 385.7 | 359.4 | 362.6 | 361.4 | 361.6 | - |
| 3. | 633 | Harrison MARSH |  | 10 | 01:03:5.0 | 383.9 | 377.4 | 377.8 | 378.6 | 382.7 | 379.9 | 381.5 | 370.4 | 374.1 | 378.7 | - |
| 4. | 287 | Blake LAUNER |  | 10 | 01:03:24.7 | 389.9 | 383.6 | 380.6 | 377.8 | 376.6 | 382.4 | 370.5 | 378.3 | 383.1 | 381.9 | - |
| 5. | 54A | Jayden MINERDS |  | 10 | 01:06:2.1 | 390.6 | 383.1 | 381.9 | 377.6 | 381.8 | 383.3 | 419.2 | 388.1 | 465.4 | 391.1 | - |
| 6. | 185 | Charlie RAYSON |  | 10 | 01:06:25.5 | 406.4 | 399.9 | 400.7 | 399.4 | 399.0 | 398.7 | 400.5 | 393.8 | 393.2 | 393.9 | - |
| 7. | 28 | Riley THROUP |  | 10 | 01:06:58.9 | 404.4 | 399.8 | 405.7 | 401.9 | 397.9 | 407.7 | 406.8 | 397.2 | 399.2 | 398.3 | - |
| 8. | 338 | Tao LETTON |  | 10 | 01:07:3.7 | 414.8 | 404.9 | 398.0 | 407.6 | 411.8 | 402.5 | 399.5 | 399.7 | 392.4 | 392.5 | - |
| 9. | 111 | Jamison BOYLE |  | 10 | 01:14:24.8 | 441.1 | 440.0 | 450.0 | 446.0 | 447.8 | 443.9 | 443.2 | 451.7 | 447.7 | 453.4 | - |
| J3 13 to 14yrs - (125cc - 200cc 2-stroke) & (200cc - 250cc 4-stroke) | | | | | | | | | | | | | | | | |
| 1. | 49A | Harry GILBERTSON |  | 10 | 00:55:30.7 | 335.3 | 328.5 | 328.0 | 333.2 | 332.3 | 335.7 | 332.3 | 339.3 | 331.7 | 334.4 | - |
| 2. | 85 | Lachlan GARDINER |  | 10 | 00:59:56.0 | 359.1 | 356.0 | 366.7 | 358.4 | 359.4 | 352.0 | 357.3 | 358.6 | 364.5 | 364.0 | - |
| 3. | 99 | Owen ROTH |  | 10 | 01:00:20.4 | 353.6 | 386.3 | 353.7 | 354.8 | 357.6 | 360.4 | 360.5 | 362.4 | 364.6 | 366.5 | - |
| 4. | 77 | Toby ROTH |  | 10 | 01:00:30.7 | 362.7 | 358.3 | 362.3 | 356.0 | 372.9 | 369.4 | 365.1 | 363.6 | 362.3 | 358.1 | - |
| 5. | 299 | Jesse BARTSCH |  | 10 | 01:00:39.4 | 368.5 | 368.3 | 372.7 | 364.7 | 361.4 | 361.0 | 361.1 | 360.2 | 357.6 | 363.9 | - |
| 6. | 828 | Liam SCHILLER |  | 10 | 01:02:33.7 | 379.1 | 374.4 | 376.1 | 367.3 | 373.4 | 374.3 | 375.4 | 373.9 | 372.5 | 387.3 | - |
| 7. | 517 | Xander BROWN |  | 10 | 01:03:53.8 | 380.1 | 375.9 | 391.2 | 372.3 | 396.8 | 380.3 | 398.5 | 377.5 | 383.6 | 377.6 | - |
| 8. | 522 | Sam DIXON |  | 10 | 01:09:21.1 | 418.1 | 409.1 | 411.9 | 411.7 | 417.2 | 449.7 | 421.4 | 407.6 | 414.6 | 399.8 | - |
| 9. | 468 | Linkin GARRARD |  | 10 | 01:10:30.8 | 417.3 | 409.3 | 409.2 | 411.0 | 409.7 | 464.4 | 431.8 | 421.5 | 431.4 | 425.2 | - |














2024 Yamaha WSB South Australian Off Road Championship - Round 6

| Pos. | Num. | Rider | Heats | TotTIME | H1 | H2 | H3 | H4 | H5 | H6 | H7 | H8 | H9 | H10 | Tr1Adj | |
|--|------|-------------------|---|---------|------------|-------|-------|-------|-------|-------|-------|-------|-------|-------|--------|-------|
| J4 15yrs - (125cc - 200cc 2-stroke) & (200cc - 250cc 4-stroke) | | | | | | | | | | | | | | | | |
| 1. | 521A | Ollie GEAR |  | 10 | 00:54:11.4 | 322.1 | 328.4 | 325.8 | 327.9 | 327.8 | 324.4 | 322.6 | 320.8 | 319.9 | 331.7 | - |
| 2. | 761A | Bjorn CARDENAS |  | 10 | 00:56:21.7 | 337.3 | 343.6 | 348.8 | 335.3 | 337.2 | 337.1 | 341.1 | 338.6 | 334.1 | 328.6 | - |
| 3. | 117A | Jackson ROSSI |  | 10 | 00:56:25.8 | 344.4 | 337.7 | 344.0 | 334.3 | 341.9 | 339.5 | 337.9 | 340.6 | 332.4 | 333.1 | - |
| 4. | 360 | Lachlan COPPEN |  | 10 | 00:58:36.5 | 344.5 | 343.0 | 343.9 | 345.0 | 352.2 | 364.4 | 357.5 | 357.1 | 351.4 | 357.5 | - |
| 5. | 5 | Harry MCDONALD |  | 10 | 00:59:24.3 | 378.1 | 356.7 | 400.0 | 349.4 | 357.7 | 356.3 | 349.5 | 351.2 | 348.8 | 346.6 | -30.1 |
| 6. | 88v | Harrison TATCHELL |  | 10 | 00:59:58.9 | 363.2 | 360.6 | 362.9 | 352.0 | 355.4 | 356.1 | 358.9 | 367.1 | 363.2 | 359.5 | - |
| 7. | 57 | Damon MARTIN |  | 10 | 01:01:14.8 | 360.6 | 363.4 | 360.6 | 356.4 | 364.2 | 363.1 | 378.1 | 361.5 | 373.2 | 393.7 | - |
| 8. | 317 | Jaxson FITZGERALD |  | 10 | 01:02:24.1 | 371.5 | 371.0 | 365.2 | 364.0 | 372.1 | 363.6 | 366.8 | 365.4 | 411.6 | 392.9 | - |
| 9. | 198 | Ryan CAREY |  | 10 | 01:03:39.0 | 526.2 | 369.5 | 361.0 | 362.3 | 365.8 | 361.0 | 363.5 | 366.7 | 373.4 | 369.6 | - |
| 10. | 108 | William JOHNSON |  | 10 | 01:04:0.9 | 388.7 | 383.7 | 387.5 | 378.2 | 375.8 | 386.9 | 379.4 | 376.8 | 395.4 | 388.5 | - |
| 11. | 628 | Ryder ARNOLD |  | 10 | 01:05:38.5 | 389.8 | 391.6 | 388.3 | 385.7 | 409.2 | 394.3 | 390.1 | 394.4 | 395.5 | 399.6 | - |
| 12. | 41 | Koby NOVASKI |  | 10 | 01:07:13.4 | 393.2 | 414.1 | 405.6 | 385.4 | 394.2 | 406.8 | 408.2 | 433.0 | 396.7 | 396.2 | - |
| 13. | 612 | Mitch RICHARDSON |  | 10 | 01:09:24.2 | 410.5 | 413.5 | 427.8 | 405.6 | 406.2 | 407.8 | 409.9 | 410.0 | 425.5 | 447.4 | - |

2024 Yamaha WSB South Australian Off Road Championship - Round 6

| Pos. | Num. | Rider | | Heats | Tot | TIME | H1 | H2 | H3 | H4 | H5 | H6 | H7 | H8 | H9 | H10 | Tr1 | Adj |
|--|------|-----------------|---|-------|------------|-------|-------|-------|-------|-------|-------|-------|-------|-------|-------|-----|-----|-----|
| Race 3 Seniors | | | | | | | | | | | | | | | | | | |
| C1 Clubman (up to 220cc 2 Stroke) & (up to 250cc 4 Stroke) | | | | | | | | | | | | | | | | | | |
| 1. | v721 | Ethan ALDERTON |  | 10 | 01:11:27.4 | 434.4 | 428.8 | 428.8 | 426.4 | 425.5 | 426.8 | 434.1 | 426.4 | 433.0 | 423.2 | - | | |
| 2. | 132 | Thomas MOSEY |  | 10 | 01:11:31.3 | 440.1 | 428.6 | 433.3 | 429.2 | 430.7 | 425.6 | 426.6 | 428.4 | 431.9 | 416.9 | - | | |
| 3. | V435 | Charles INGHAM |  | 10 | 01:12:20.6 | 434.9 | 428.0 | 429.0 | 431.3 | 435.4 | 433.1 | 432.2 | 435.3 | 439.2 | 442.2 | - | | |
| 4. | 191 | Henry BERKIN |  | 10 | 01:13:56.4 | 434.5 | 432.5 | 434.0 | 434.8 | 435.8 | 450.2 | 445.1 | 450.3 | 459.8 | 459.4 | - | | |
| 5. | 194 | Reagan MAYES |  | 10 | 01:14:25.7 | 468.7 | 448.5 | 446.9 | 448.0 | 440.5 | 442.6 | 441.8 | 441.2 | 444.2 | 443.3 | - | | |
| 6. | 168 | Jason JUSTICE |  | 10 | 01:15:53.0 | 461.1 | 459.6 | 459.8 | 448.1 | 450.3 | 451.3 | 459.4 | 459.5 | 459.4 | 444.5 | - | | |
| 7. | 155 | Rhys WITTY |  | 10 | 01:18:51.6 | 464.9 | 463.3 | 467.3 | 461.9 | 464.8 | 464.8 | 476.5 | 484.9 | 489.9 | 493.3 | - | | |
| 8. | 126 | Riley DIENER |  | 10 | 01:21:35.5 | 496.9 | 490.0 | 486.3 | 500.9 | 478.7 | 489.0 | 476.5 | 485.6 | 492.7 | 498.9 | - | | |
| 9. | 773 | Meg PITCHFORD |  | 10 | 01:37:55.2 | 594.2 | 589.9 | 581.0 | 582.7 | 585.9 | 589.3 | 585.9 | 590.3 | 583.0 | 593.0 | - | | |
| C2 Clubman Open 2 Stroke | | | | | | | | | | | | | | | | | | |
| 1. | 275 | Thomas WINTER |  | 10 | 01:13:18.4 | 440.7 | 437.7 | 441.0 | 440.9 | 442.7 | 434.0 | 434.9 | 443.5 | 438.5 | 444.5 | - | | |
| 2. | 228 | Mackyle THOMSON |  | 10 | 01:16:22.4 | 452.6 | 449.9 | 535.1 | 445.1 | 445.6 | 434.8 | 441.0 | 460.7 | 466.2 | 451.4 | - | | |
| 3. | 253 | Rhys BIRTHISEL |  | 10 | 01:18:16.9 | 467.7 | 466.0 | 461.5 | 463.2 | 465.4 | 469.3 | 470.8 | 470.5 | 485.4 | 477.1 | - | | |
| 4. | 216 | Simon HAYDON |  | 10 | 01:22:37.3 | 500.6 | 503.4 | 489.3 | 487.8 | 489.4 | 495.9 | 500.7 | 492.5 | 494.6 | 503.1 | - | | |
| C3 Clubman Open 4 Stroke | | | | | | | | | | | | | | | | | | |
| 1. | 369 | Kyle PORTEOUS |  | 10 | 01:08:14.7 | 410.0 | 410.2 | 411.3 | 406.6 | 405.8 | 401.9 | 405.6 | 408.6 | 411.2 | 423.5 | - | | |
| 2. | 423 | Archer COLWILL |  | 10 | 01:10:26.4 | 432.1 | 432.7 | 429.8 | 422.0 | 416.5 | 414.5 | 413.1 | 424.1 | 418.0 | 423.6 | - | | |
| 3. | 310 | Cody SCHILLER |  | 10 | 01:11:26.3 | 422.0 | 433.2 | 429.4 | 424.2 | 430.5 | 421.6 | 425.9 | 431.9 | 434.3 | 433.3 | - | | |
| 4. | 370 | Ryan WALDHUTER |  | 10 | 01:11:56.5 | 437.3 | 422.7 | 428.5 | 426.4 | 439.9 | 431.5 | 430.2 | 430.5 | 435.8 | 433.7 | - | | |
| 5. | 833 | Edward JOHNSON |  | 10 | 01:13:10.9 | 431.8 | 424.7 | 434.0 | 434.5 | 424.3 | 426.4 | 451.9 | 442.0 | 455.5 | 465.8 | - | | |
| 6. | 861 | Tate NETTLE |  | 10 | 01:13:20.1 | 442.4 | 437.5 | 460.0 | 441.6 | 436.5 | 433.7 | 437.8 | 432.2 | 439.5 | 438.9 | - | | |
| 7. | 458 | Jaxon LUEHMAN |  | 10 | 01:16:56.2 | 465.8 | 468.9 | 460.5 | 461.6 | 459.5 | 460.0 | 457.0 | 462.1 | 464.7 | 456.1 | - | | |
| EM | | | | | | | | | | | | | | | | | | |
| 1. | 919 | Rowan PUMPA |  | 10 | 01:15:48.4 | 418.6 | 420.8 | 419.3 | 422.3 | 452.9 | 504.8 | 482.3 | 475.2 | 455.9 | 496.3 | - | | |
| 2. | 36 | Tom COZENS |  | 10 | 01:23:13.1 | 507.7 | 506.1 | 518.5 | 501.8 | 496.0 | 492.9 | 503.3 | 488.4 | 490.5 | 487.9 | - | | |
| 3. | tba | Craig DONALDSON |  | 10 | 01:39:10.4 | 598.7 | 598.4 | 599.8 | 593.8 | 606.2 | 581.6 | 594.8 | 590.8 | 598.8 | 587.5 | - | | |

2024 Yamaha WSB South Australian Off Road Championship - Round 6

| Pos. | Num. | Rider | | Heats | TotTIME | H1 | H2 | H3 | H4 | H5 | H6 | H7 | H8 | H9 | H10 | Tr1Adj |
|--|------|------------------|---|-------|------------|-------|-------|-------|-------|-------|-------|-------|-------|-------|-------|--------|
| EO Expert Open & Open (2 Stroke & 4 stroke) | | | | | | | | | | | | | | | | |
| 1. | 75 | Aaron DENT |  | 10 | 01:06:50.7 | 403.2 | 400.8 | 400.8 | 398.8 | 403.5 | 398.2 | 398.1 | 397.2 | 401.6 | 408.5 | - |
| 2. | 23 | Max PRICE |  | 10 | 01:07:2.2 | 406.0 | 403.1 | 398.7 | 398.3 | 398.6 | 403.2 | 402.7 | 403.2 | 401.8 | 406.6 | - |
| 3. | 18 | Royden HARROLD |  | 10 | 01:07:23.7 | 402.9 | 405.9 | 403.9 | 399.3 | 395.6 | 403.6 | 401.0 | 404.1 | 409.1 | 418.3 | - |
| 4. | 37 | Oliver PITCHFORD |  | 10 | 01:09:39.4 | 399.9 | 399.8 | 399.4 | 409.6 | 398.9 | 441.8 | 438.9 | 421.6 | 423.1 | 446.4 | - |
| 5. | 28 | Tristan THROUP |  | 10 | 01:10:37.0 | 428.6 | 422.6 | 425.7 | 438.0 | 419.6 | 426.1 | 439.3 | 411.2 | 413.1 | 412.8 | - |
| 6. | 71 | Todd MUSTER |  | 10 | 01:11:6.1 | 428.7 | 434.2 | 425.8 | 418.3 | 426.5 | 420.1 | 424.1 | 428.1 | 427.9 | 432.4 | - |
| 7. | 404 | Harrison BAKER |  | 10 | 01:11:6.4 | 425.4 | 434.8 | 425.9 | 420.5 | 419.7 | 434.3 | 424.8 | 427.1 | 422.6 | 431.3 | - |
| EV | | | | | | | | | | | | | | | | |
| 1. | 895 | Matt HARKNESS |  | 10 | 01:18:45.9 | 487.2 | 474.0 | 472.7 | 465.5 | 471.7 | 471.9 | 466.9 | 477.1 | 472.7 | 466.2 | - |
| 2. | 807 | Matthew BOYLE |  | 10 | 01:22:28.5 | 501.4 | 491.5 | 486.7 | 490.9 | 495.1 | 508.3 | 492.0 | 492.4 | 492.5 | 497.7 | - |
| PRO Professional All Capacities | | | | | | | | | | | | | | | | |
| 1. | 22 | Chad SPARROW |  | 10 | 01:05:47.0 | 396.3 | 396.1 | 392.3 | 392.9 | 390.2 | 391.2 | 394.5 | 396.4 | 400.4 | 396.7 | - |
| 2. | 92 | Cooper SHEIDOW |  | 10 | 01:06:12.4 | 407.4 | 411.3 | 394.8 | 393.8 | 395.0 | 391.3 | 397.3 | 392.1 | 393.3 | 396.1 | - |
| 3. | 9 | Max MIDWINTER |  | 10 | 01:06:37.1 | 401.7 | 403.2 | 407.1 | 392.7 | 397.4 | 393.3 | 396.7 | 394.1 | 400.8 | 410.1 | - |
| 4. | 11 | Sean THROUP |  | 10 | 01:07:35.0 | 405.1 | 410.7 | 397.7 | 398.7 | 449.3 | 391.9 | 397.7 | 398.8 | 397.0 | 408.1 | - |